



TULSA COUNTY

COUNTY SEAT: TULSA

QUALITY RANK: 24



NEED: CHILDREN NEEDING CARE WHILE PARENTS WORK

AGE	CHILD POPULATION	CHILDREN WITH WORKING PARENTS	
	NUMBER	NUMBER	PERCENT
0-5	53,570	34,161	63.8%
6-12	59,707	42,296	70.8%
0-12	113,277	76,457	67.5%

AVAILABILITY: LICENSED CHILD CARE

	NUMBER OF FACILITIES	TOTAL CAPACITY	DHS SUBSIDY
COUNTY TOTAL	506	25,214	63.0%
CENTERS	227	22,565	69.2%
HOMES	279	2,649	58.1%

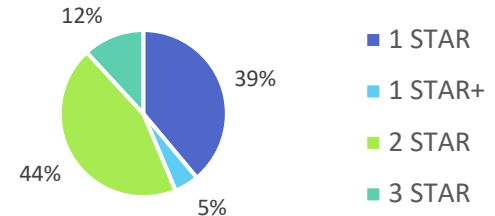
AFFORDABILITY: CHILD CARE COST

CENTERS AVERAGE FULL-TIME WEEKLY		HOMES AVERAGE FULL-TIME WEEKLY	
UNDER 1	\$210.18	UNDER 1	\$150.84
1 YEAR	\$192.74	1 YEAR	\$147.45
2 YEARS	\$178.67	2 YEARS	\$140.27
3 YEARS	\$168.09	3 YEARS	\$136.83
4-5 YEARS	\$159.20	4-5 YEARS	\$129.58
KINDERGARTEN+	\$131.71	KINDERGARTEN+	\$117.00
7.4% of children whose parents work receive child care paid for by OKDHS subsidy.			
n/a: no facilities operate in the county, - no data reported for county			

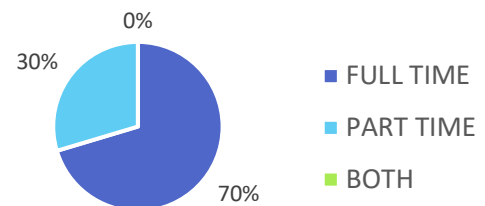
EARLY EDUCATION

AGE	4 YEAR OLD PRE-KINDERGARTEN		KINDERGARTEN	
	½ DAY	FULL DAY	½ DAY	FULL DAY
# OF SITES	12	95	0	112
# ENROLLED	578	6,082	0	9,215
73.7% of 4 year olds are enrolled in a full or part day Pre-K program. 103.9% of 5 year olds are enrolled in a full or part day Kindergarten program.				

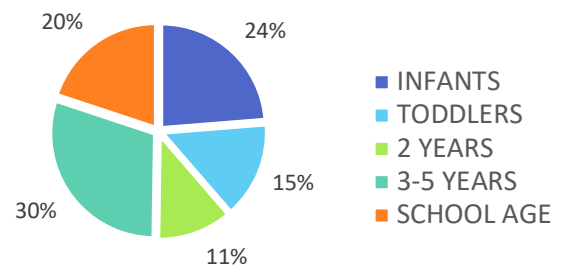
QUALITY: STAR RATINGS FOR CHILD CARE FACILITIES



AMOUNT OF CARE SOUGHT



AGES FOR WHOM CARE IS SOUGHT



NON-TRADITIONAL SCHEDULES SOUGHT

